

Welcome to Shareholders

**38th Annual General Meeting
DISA India Limited**

Norican Technologies

DISA

ItalPresseGauss

Monitizer

SIMPSON

StrikoWestofen

wheelabrator

DISA India Limited – Financial Result (FY 2022-23) (Standalone)

	2022 - 23	2021 - 22	2020-21	2019-2020	2018-2019
Revenue from Operations	2524.10	2476.70	1775.10	2236.00	2419.20
Profit after tax	284.20	374.40	235.60	285.60	277.80
EPS (Rs / share)	195.43	257.46	162.01	196.40	191.03
Dividend %	1100.00	1600.00	100.00	25.00	25.00

PERFORMANCE OF THE COMPANY

- Covid impacts are completely minimized, DIL on growth path again
- Major initiatives undertaken on Plant consolidation and expansion, Exports , Digital business , Sustainability
- Exports have been a major focus area which culminated in orders from new countries in CIS, Turkey region
- People safety and health drive remained top priority with no incidences in the FY
- AM continue to make new advances in expanding network and customer initiatives
- Market capitalization is at all time high

Tumkur plant in 2023



All India operations under ONE roof

30K Sq Mtrs construction

New Office Building


New Canteen

Manufacturing space for W&A and Filters

Additional manufacturing space for DISA



Countries of exports from India



	U A E		SAUDI ARABIA		QATAR		BANGLADESH		BULGARIA
	OMAN		BRASIL		EGYPT		SOUTH AFRICA		UKRAINE
	USA		TURKEY		UZBEKISTAN		JORDAN		CZECH REP
	AUSTRALIA		POLAND		SRI LANKA		MEXICO		HUNGARY
	SERBIA		THAILAND		TAIWAN		GHANA		SLOVAKIA
	SPAIN		VIETNAM		CHINA		JAPAN		SINGAPORE

200 + Equipment manufactured at DIL are installed in more than 30 countries across the world.

Molding Machine, Sand plant, Shot blast & balance of plant equipment successfully running across these countries


Norican group has played a major role in getting these businesses for DIL

Foundry under execution – Doha, Qatar



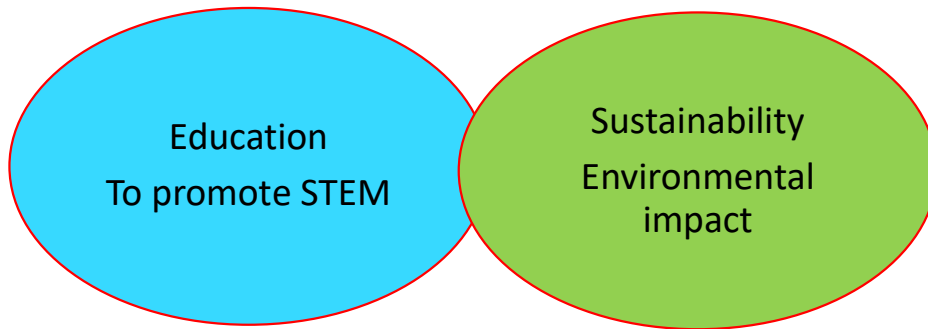
**Full Foundry – Flex 70 + ARPA,
Sand plant , Shot Blasting, Filters**

**Approx 22'000 Sq mtrs, State of art
complete foundry by Norican in
Middle East**

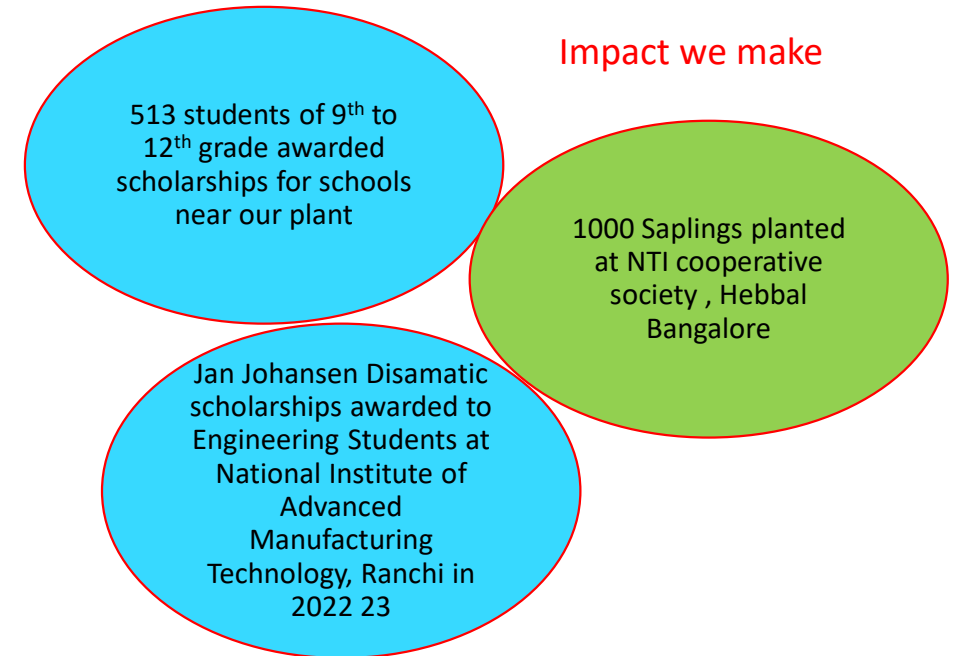


CSR drive in DIL

Model we follow



Impact we make



8.2 MINR spent in the FY 2022 23 as a part of CSR initiatives

Since 2015 50.9 MINR Spend over 3311 beneficiary





Thank You